



MIAMI-DADE TRANSPORTATION PLANNING ORGANIZATION
TRANSPORTATION IMPROVEMENT PROGRAM
CONGESTION MANAGEMENT PLAN (CMP)



TPO Project No	Facility/Project Name	Bicycle Accom.	Type of Work	Project Cost (\$000s)	Prior Years Cost (\$000s)		
Agency Project No	From/Location To/Location	Length (miles)					

PW000762	S Miami Avenue and S 10 Street		Traffic signal	\$187	\$187	Activity /Phase	Funding Source	Proposed Funding (in \$000s)				
762		0.0						2020 - 2021	2021 - 2022	2022 - 2023	2023 - 2024	2024 - 2025



PW000807	TOPICS		Intersection improvements: T.O.P.I.C.S.			Activity /Phase	Funding Source	Proposed Funding (in \$000s)				
000807	Various Locations	0.0						2020 - 2021	2021 - 2022	2022 - 2023	2023 - 2024	2024 - 2025
						PE	RIF	0	0	0	0	0
						CEI	RIF	0	0	0	0	0
						CST	RIF	0	0	0	0	0

PW000859	SW 67 Avenue and SW 33 Street		Traffic signal	\$319	\$319	Activity /Phase	Funding Source	Proposed Funding (in \$000s)				
000859		0.0						2020 - 2021	2021 - 2022	2022 - 2023	2023 - 2024	2024 - 2025



MIAMI-DADE TRANSPORTATION PLANNING ORGANIZATION
TRANSPORTATION IMPROVEMENT PROGRAM
CONGESTION MANAGEMENT PLAN (CMP)

TPO Project No	Facility/Project Name		Bicycle Accom.	Type of Work	Project Cost (\$000s)	Prior Years Cost (\$000s)	 		Proposed Funding (in \$000s)				
Agency Project No	From/Location	To/Location	Length (miles)						Activity /Phase	Funding Source	2020 - 2021	2021 - 2022	2022 - 2023
PW000001	SW 136 St			Congestion Management	\$50				Proposed Funding (in \$000s)				
1	US 1	SW 67 Ave	0.0										
PW000002	SW 152 Ave			Congestion Management	\$50	\$26,378			Proposed Funding (in \$000s)				
2	US 1	Old Cutler Rd	0.0										
							OTHER	UNK	0	0	0	0	0
PW000003	SW 67 Ave/Ludlam Rd			Congestion Management	\$50	\$5,000			Proposed Funding (in \$000s)				
3	SR 992/SW 152 St	SR 968/Flagler St	0.0										
							OTHER	UNK	0	0	0	0	0
PW000005	SW 200 St/Caribbean Blvd			Congestion Management	\$50	\$3,637			Proposed Funding (in \$000s)				
5	SW 127 Ave	Coral Sea Rd	0.0										
							OTHER	UNK	0	0	0	0	0
PW000006	Old Cutler Rd			Congestion Management	\$50	\$4,088			Proposed Funding (in \$000s)				
6	SW 216 Street	SW 37 Ave	0.0										
							OTHER	UNK	0	0	0	0	0



MIAMI-DADE TRANSPORTATION PLANNING ORGANIZATION
TRANSPORTATION IMPROVEMENT PROGRAM
CONGESTION MANAGEMENT PLAN (CMP)

TPO Project No	Facility/Project Name		Bicycle Accom.	Type of Work	Project Cost (\$000s)	Prior Years Cost (\$000s)	 		Proposed Funding (in \$000s)				
Agency Project No	From/Location	To/Location	Length (miles)				Activity /Phase	Funding Source	2020 - 2021	2021 - 2022	2022 - 2023	2023 - 2024	2024 - 2025
PW000007	NW 58 St			Congestion Management	\$50	\$0	OTHER	UNK	Proposed Funding (in \$000s)				
7	SR 985/NW 107 Ave	SR 826/ Palmetto Expwy	0.0						2020 - 2021	2021 - 2022	2022 - 2023	2023 - 2024	2024 - 2025
									0	0	0	0	0
PW000008	NW 154 St/Miami Lakes Blvd			Congestion Management	\$50	\$0	OTHER	UNK	Proposed Funding (in \$000s)				
8	SR 973/NW 87 Ave	NW 67 Ave	0.0						2020 - 2021	2021 - 2022	2022 - 2023	2023 - 2024	2024 - 2025
									0	0	0	0	0
PW000010	SW 56 St/Miller Dr			Congestion Management	\$50	\$1,689	OTHER	UNK	Proposed Funding (in \$000s)				
10	SW 127 Ave	SR 959/SW 57 Ave	0.0						2020 - 2021	2021 - 2022	2022 - 2023	2023 - 2024	2024 - 2025
									0	0	0	0	0
PW000013	NE 2 AV & NE 215 St			Congestion Management	\$50	\$0	OTHER	UNK	Proposed Funding (in \$000s)				
13			0.0						2020 - 2021	2021 - 2022	2022 - 2023	2023 - 2024	2024 - 2025
									0	0	0	0	0
PW0000151	S Bayshore Dr & SW 17 AV			Congestion Management	\$50	\$3,985	OTHER	UNK	Proposed Funding (in \$000s)				
151			0.0						2020 - 2021	2021 - 2022	2022 - 2023	2023 - 2024	2024 - 2025
									0	0	0	0	0

MIAMI-DADE TRANSPORTATION PLANNING ORGANIZATION
TRANSPORTATION IMPROVEMENT PROGRAM
CONGESTION MANAGEMENT PLAN (CMP)

TPO Project No	Facility/Project Name		Bicycle Accom.	Type of Work	Project Cost (\$000s)	Prior Years Cost (\$000s)	 		Proposed Funding (in \$000s)				
Agency Project No	From/Location	To/Location	Length (miles)						Activity /Phase	Funding Source	2020 - 2021	2021 - 2022	2022 - 2023
PW0000171	SW 97 AV & SW 184 St			Congestion Management	\$50	\$200	Activity /Phase	Funding Source	Proposed Funding (in \$000s)				
171			0.0						OTHER	UNK	0	0	0
PW0000191	SW 112 St & SW 112 AV			Congestion Management	\$50	\$11,472	Activity /Phase	Funding Source	Proposed Funding (in \$000s)				
191			0.0						OTHER	UNK	0	0	0
PW0000221	SW 127 AV & Coral Way			Congestion Management	\$50	\$0	Activity /Phase	Funding Source	Proposed Funding (in \$000s)				
221			0.0						OTHER	UNK	0	0	0
PW000028	SW 127 AV & SW 26 St			Congestion Management	\$50	\$2,300	Activity /Phase	Funding Source	Proposed Funding (in \$000s)				
28			0.0						OTHER	UNK	0	0	0
PW0000291	NW 41 St & NW 97 AV			Congestion Management	\$50	\$700	Activity /Phase	Funding Source	Proposed Funding (in \$000s)				
291			0.0						OTHER	UNK	0	0	0

MIAMI-DADE TRANSPORTATION PLANNING ORGANIZATION
TRANSPORTATION IMPROVEMENT PROGRAM
CONGESTION MANAGEMENT PLAN (CMP)

TPO Project No	Facility/Project Name	Bicycle Accom.	Type of Work	Project Cost (\$000s)	Prior Years Cost (\$000s)		
Agency Project No	From/Location To/Location	Length (miles)					

PW000032	E/O SW 187 Ave		Congestion Management					Proposed Funding (in \$000s)				
32	SW 192 Ave US 1	0.0		\$50	\$11,472	Activity /Phase	Funding Source	2020 - 2021	2021 - 2022	2022 - 2023	2023 - 2024	2024 - 2025
						OTHER	UNK	0	0	0	0	0



PW000035	T.O.P.I.C.S.		Intersection improvements: T.O.P.I.C.S.					Proposed Funding (in \$000s)				
35		0.0				Activity /Phase	Funding Source	2020 - 2021	2021 - 2022	2022 - 2023	2023 - 2024	2024 - 2025
						CEI	RIF	25	25	28	53	66
						CST	RIF	197	197	224	424	528
						PE	RIF	25	25	28	53	66

PW0000361	NW 20 St		Roadway Infrastructure Improvements					Proposed Funding (in \$000s)				
36	SR 9/NW 27 Ave I 95	0.0		\$50	\$700	Activity /Phase	Funding Source	2020 - 2021	2021 - 2022	2022 - 2023	2023 - 2024	2024 - 2025
						OTHER	UNK	0	0	0	0	0

PW0000391	NE 125 St/NE 6 Ave/W Dixie Hwy		Intersection Improvements					Proposed Funding (in \$000s)				
391		0.0		\$50	\$100	Activity /Phase	Funding Source	2020 - 2021	2021 - 2022	2022 - 2023	2023 - 2024	2024 - 2025
						OTHER	UNK	0	0	0	0	0

PW000041	T.O.P.I.C.S.		Intersection improvements: T.O.P.I.C.S.					Proposed Funding (in \$000s)				
41		0.0				Activity /Phase	Funding Source	2020 - 2021	2021 - 2022	2022 - 2023	2023 - 2024	2024 - 2025
						PE	RIF	43	36	20	20	25
						CEI	RIF	43	36	20	20	25
						CST	RIF	346	287	164	164	201

MIAMI-DADE TRANSPORTATION PLANNING ORGANIZATION
TRANSPORTATION IMPROVEMENT PROGRAM
CONGESTION MANAGEMENT PLAN (CMP)

TPO Project No	Facility/Project Name	Bicycle Accom.	Type of Work	Project Cost (\$000s)	Prior Years Cost (\$000s)		
Agency Project No	From/Location To/Location	Length (miles)					



PW0000451	NW 12 St		Signal Improvements	\$50	\$15,156	Activity /Phase	Funding Source	Proposed Funding (in \$000s)				
451	SR 973/NW 87 Ave	0.0						2020 - 2021	2021 - 2022	2022 - 2023	2023 - 2024	2024 - 2025
						OTHER	UNK	0	0	0	0	0

PW000046	T.O.P.I.C.S.		Intersection improvements: T.O.P.I.C.S.			Activity /Phase	Funding Source	Proposed Funding (in \$000s)				
46		0.0						2020 - 2021	2021 - 2022	2022 - 2023	2023 - 2024	2024 - 2025
						PE	RIF	314	501	501	501	501
						CEI	RIF	314	501	501	501	501
						CST	RIF	2,510	4,009	4,009	4,009	4,009

PW0000461	North River Dr		Widen North River Dr to include shoulders and	\$50	\$0	Activity /Phase	Funding Source	Proposed Funding (in \$000s)				
461	SR 985/NW 107 Ave NW 74 Ave	0.0						2020 - 2021	2021 - 2022	2022 - 2023	2023 - 2024	2024 - 2025
						OTHER	UNK	0	0	0	0	0

PW000056	T.O.P.I.C.S.		Intersection improvements: T.O.P.I.C.S.			Activity /Phase	Funding Source	Proposed Funding (in \$000s)				
56		0.0						2020 - 2021	2021 - 2022	2022 - 2023	2023 - 2024	2024 - 2025
						CEI	RIF	2	11	11	21	12
						CST	RIF	15	89	89	168	94
						PE	RIF	2	11	11	21	12

MIAMI-DADE TRANSPORTATION PLANNING ORGANIZATION
TRANSPORTATION IMPROVEMENT PROGRAM
CONGESTION MANAGEMENT PLAN (CMP)

TPO Project No	Facility/Project Name	Bicycle Accom.	Type of Work	Project Cost (\$000s)	Prior Years Cost (\$000s)		
Agency Project No	From/Location To/Location	Length (miles)					



PW000061	T.O.P.I.C.S.		Intersection improvements: T.O.P.I.C.S.					Proposed Funding (in \$000s)						
61	Various Locations	0.0		\$0				Activity /Phase	Funding Source	2020 - 2021	2021 - 2022	2022 - 2023	2023 - 2024	2024 - 2025
								PE	RIF	17	17	17	22	45
								CEI	RIF	17	17	17	22	45
								CST	RIF	138	138	138	178	356

PW000069	T.O.P.I.C.S.		Intersection improvements: T.O.P.I.C.S.					Proposed Funding (in \$000s)						
69		0.0						Activity /Phase	Funding Source	2020 - 2021	2021 - 2022	2022 - 2023	2023 - 2024	2024 - 2025
								PE	RIF	96	86	96	96	96
								CEI	RIF	96	86	96	96	96
								CST	RIF	763	683	763	763	763



PW000073	T.O.P.I.C.S.		Intersection improvements: T.O.P.I.C.S.					Proposed Funding (in \$000s)						
73		0.0						Activity /Phase	Funding Source	2020 - 2021	2021 - 2022	2022 - 2023	2023 - 2024	2024 - 2025
								PE	RIF	61	61	60	60	60
								CEI	RIF	61	61	60	60	60
								CST	RIF	484	484	476	476	476

PW000082	T.O.P.I.C.S.		Intersection improvements: T.O.P.I.C.S.					Proposed Funding (in \$000s)						
82		0.0						Activity /Phase	Funding Source	2020 - 2021	2021 - 2022	2022 - 2023	2023 - 2024	2024 - 2025
								PE	RIF	15	17	17	26	26
								CEI	RIF	15	17	17	26	26
								CST	RIF	121	135	135	209	209



MIAMI-DADE TRANSPORTATION PLANNING ORGANIZATION
TRANSPORTATION IMPROVEMENT PROGRAM
CONGESTION MANAGEMENT PLAN (CMP)

TPO Project No	Facility/Project Name		Bicycle Accom.	Type of Work	Project Cost (\$000s)	Prior Years Cost (\$000s)	 		Proposed Funding (in \$000s)						
Agency Project No	From/Location	To/Location	Length (miles)						Activity /Phase	Funding Source	2020 - 2021	2021 - 2022	2022 - 2023	2023 - 2024	2024 - 2025
PW000110	Traffic Signal Materials								Proposed Funding (in \$000s)						
110			0.0												
							MNT	SGT	1,286	1,286	1,600	1,600	1,600		
PW000111	Capitalization of Traffic Signals & Signs Crew								Proposed Funding (in \$000s)						
111			0.0												
							MNT	SGT	4,012	4,012	4,993	4,993	4,993		
PW000878	PWWM Traffic Sign and Signals Division			Traffic signal timing optimization					Proposed Funding (in \$000s)						
878			0.0	Represents total ATMS Funding under Road Impact Fee program and under People's Transportation Plan.											
							OTHER	UNK	0	0	0	0	0	0	0
PW1000008	NW 7 Avenue & NW 119 Street			Intersection renovation: reposition of median	\$5	\$2,765			Proposed Funding (in \$000s)						
1000008		Intersection	0.0												
							OTHER	UNK	0	0	0	0	0	0	0
PW1000009	Kendale Blvd & Killian Parkway			Realignment: intersection	\$36	\$16,241			Proposed Funding (in \$000s)						
1000009		Intersection	0.0												
							OTHER	UNK	0	0	0	0	0	0	0



MIAMI-DADE TRANSPORTATION PLANNING ORGANIZATION
TRANSPORTATION IMPROVEMENT PROGRAM
CONGESTION MANAGEMENT PLAN (CMP)

TPO Project No	Facility/Project Name		Bicycle Accom.	Type of Work	Project Cost (\$000s)	Prior Years Cost (\$000s)	 		Proposed Funding (in \$000s)				
Agency Project No	From/Location	To/Location	Length (miles)						Activity /Phase	Funding Source	2020 - 2021	2021 - 2022	2022 - 2023
PW1000010	West Flagler & W 102 Avenue			New Construction: right turn lane	\$27	\$1,976	Activity /Phase	Funding Source	Proposed Funding (in \$000s)				
1000010	Intersection		0.0						2020 - 2021	2021 - 2022	2022 - 2023	2023 - 2024	2024 - 2025
							OTHER	UNK	0	0	0	0	0
PW1000011	SW 112 Avenue & Kendall Drive			New Construction: right turn lane	\$18	\$110	Activity /Phase	Funding Source	Proposed Funding (in \$000s)				
1000011	Intersection		0.0						2020 - 2021	2021 - 2022	2022 - 2023	2023 - 2024	2024 - 2025
							OTHER	UNK	0	0	0	0	0
PW1000012	SW 109 Court & SW 104 Street			New Construction: left turn lane	\$24	\$0	Activity /Phase	Funding Source	Proposed Funding (in \$000s)				
1000012	Intersection		0.0						2020 - 2021	2021 - 2022	2022 - 2023	2023 - 2024	2024 - 2025
							OTHER	UNK	0	0	0	0	0
PW1000013	Maynada Bump Bridge			Improvements: safety	\$4	\$0	Activity /Phase	Funding Source	Proposed Funding (in \$000s)				
1000013	Intersection		0.0						2020 - 2021	2021 - 2022	2022 - 2023	2023 - 2024	2024 - 2025
							OTHER	UNK	0	0	0	0	0
PW1000014	Douglas Road & Ingraham Hwy			Improvements: bike path	\$5	\$1,624	Activity /Phase	Funding Source	Proposed Funding (in \$000s)				
1000014	Intersection		0.0						2020 - 2021	2021 - 2022	2022 - 2023	2023 - 2024	2024 - 2025
							OTHER	UNK	0	0	0	0	0



MIAMI-DADE TRANSPORTATION PLANNING ORGANIZATION
TRANSPORTATION IMPROVEMENT PROGRAM
CONGESTION MANAGEMENT PLAN (CMP)

TPO Project No	Facility/Project Name		Bicycle Accom.	Type of Work	Project Cost (\$000s)	Prior Years Cost (\$000s)	 		Proposed Funding (in \$000s)				
Agency Project No	From/Location	To/Location	Length (miles)						Activity /Phase	Funding Source	2020 - 2021	2021 - 2022	2022 - 2023
PW1000015	NE 19 Avenue, NE 19 Drive & NE 121 Street			Improvements: intersection	\$43	\$102	Activity /Phase	Funding Source	Proposed Funding (in \$000s)				
1000015	Intersection		0.0						2020 - 2021	2021 - 2022	2022 - 2023	2023 - 2024	2024 - 2025
									OTHER	UNK	0	0	0
PW1000016	NW 77 Court & NW 154 Street			New Construction: left turn lane	\$26	\$864	Activity /Phase	Funding Source	Proposed Funding (in \$000s)				
1000016	Intersection		0.0						2020 - 2021	2021 - 2022	2022 - 2023	2023 - 2024	2024 - 2025
									OTHER	UNK	0	0	0
PW1000017	US 1 & Red Road			Extension: left turn lane	\$50	\$1,181	Activity /Phase	Funding Source	Proposed Funding (in \$000s)				
1000017	Intersection		0.0						2020 - 2021	2021 - 2022	2022 - 2023	2023 - 2024	2024 - 2025
									OTHER	UNK	0	0	0
PW1000018	SW 97 Avenue & SW 48 Street			Signal modification / Extension: left turn lane	\$30	\$4,516	Activity /Phase	Funding Source	Proposed Funding (in \$000s)				
1000018	Intersection		0.0						2020 - 2021	2021 - 2022	2022 - 2023	2023 - 2024	2024 - 2025
									OTHER	UNK	0	0	0
PW1000019	SW 107 Avenue & SW 184 Street			Widening: for left turns	\$2	\$1,542	Activity /Phase	Funding Source	Proposed Funding (in \$000s)				
1000019	Intersection		0.0						2020 - 2021	2021 - 2022	2022 - 2023	2023 - 2024	2024 - 2025
									OTHER	UNK	0	0	0

MIAMI-DADE TRANSPORTATION PLANNING ORGANIZATION
TRANSPORTATION IMPROVEMENT PROGRAM
CONGESTION MANAGEMENT PLAN (CMP)

TPO Project No	Facility/Project Name		Bicycle Accom.	Type of Work	Project Cost (\$000s)	Prior Years Cost (\$000s)	 		Proposed Funding (in \$000s)				
Agency Project No	From/Location	To/Location	Length (miles)						Activity /Phase	Funding Source	2020 - 2021	2021 - 2022	2022 - 2023
PW1000020	SW 107 Avenue & SW 160 Street			Redesign: intersection	\$17	\$3,006	Activity /Phase	Funding Source	Proposed Funding (in \$000s)				
1000020	Intersection		0.0						2020 - 2021	2021 - 2022	2022 - 2023	2023 - 2024	2024 - 2025
									OTHER	UNK	0	0	0
PW1000021	SW 87 Avenue & SW 96 Street			New Construction: left turn lanes	\$29	\$4,662	Activity /Phase	Funding Source	Proposed Funding (in \$000s)				
1000021	Intersection		0.0						2020 - 2021	2021 - 2022	2022 - 2023	2023 - 2024	2024 - 2025
									OTHER	UNK	0	0	0
PW1000022	SW 92 Avenue & SW 64 Street			New Construction: left turn lanes	\$50	\$1,257	Activity /Phase	Funding Source	Proposed Funding (in \$000s)				
1000022	Intersection		0.0						2020 - 2021	2021 - 2022	2022 - 2023	2023 - 2024	2024 - 2025
									OTHER	UNK	0	0	0
PW1000023	SW 87 Avenue & SW 48 Street			Extension: left turn lane	\$18	\$2,611	Activity /Phase	Funding Source	Proposed Funding (in \$000s)				
1000023	Intersection		0.0						2020 - 2021	2021 - 2022	2022 - 2023	2023 - 2024	2024 - 2025
									OTHER	UNK	0	0	0
PW1000024	SW 87 Avenue & SW 128 Street			New Construction: 2 lanes	\$30	\$185	Activity /Phase	Funding Source	Proposed Funding (in \$000s)				
1000024	Intersection		0.0						2020 - 2021	2021 - 2022	2022 - 2023	2023 - 2024	2024 - 2025
									OTHER	UNK	0	0	0

MIAMI-DADE TRANSPORTATION PLANNING ORGANIZATION
TRANSPORTATION IMPROVEMENT PROGRAM
CONGESTION MANAGEMENT PLAN (CMP)



TPO Project No	Facility/Project Name	Bicycle Accom.	Type of Work	Project Cost (\$000s)	Prior Years Cost (\$000s)		
Agency Project No	From/Location To/Location	Length (miles)					

PW1000025	NW 32 Avenue & NW 119 Street		Extension: left turn lane			Proposed Funding (in \$000s)						
1000025	Intersection	0.0		\$5	\$2,075	Activity /Phase	Funding Source	2020 - 2021	2021 - 2022	2022 - 2023	2023 - 2024	2024 - 2025
						OTHER	UNK	0	0	0	0	0



PW1000026	Biscayne Boulevard		New Construction: 2 bus bays			Proposed Funding (in \$000s)						
1000026	Intersection	0.0		\$30	\$498	Activity /Phase	Funding Source	2020 - 2021	2021 - 2022	2022 - 2023	2023 - 2024	2024 - 2025
						OTHER	UNK	0	0	0	0	0

PW100007	NW 22 Avenue & NW 111 Street		Intersection renovation: reposition of median			Proposed Funding (in \$000s)						
1000007	Intersection	0.0		\$4	\$461	Activity /Phase	Funding Source	2020 - 2021	2021 - 2022	2022 - 2023	2023 - 2024	2024 - 2025
						OTHER	UNK	0	0	0	0	0

MIAMI-DADE TRANSPORTATION PLANNING ORGANIZATION
 TRANSPORTATION IMPROVEMENT PROGRAM
 CONGESTION MANAGEMENT PLAN (CMP)

TPO Project No	Facility/Project Name		Bicycle Accom.	Type of Work	Project Cost (\$000s)	Prior Years Cost (\$000s)	 		Proposed Funding (in \$000s)					
Agency Project No	From/Location	To/Location	Length (miles)											
XA92404	SR 924 / Gratigny Parkway West Extension			Expressway Extension	\$307,729	\$32,997	Activity /Phase	Funding Source						
92404	SR 826 / Palmetto Expressway & I-75	SR 821 / HEFT	2.3						2020 - 2021	2021 - 2022	2022 - 2023	2023 - 2024	2024 - 2025	
							CST	MDX	6,873	0	0	0	0	0

MIAMI-DADE TRANSPORTATION PLANNING ORGANIZATION
TRANSPORTATION IMPROVEMENT PROGRAM
CONGESTION MANAGEMENT PLAN (CMP)

TPO Project No	Facility/Project Name	Bicycle Accom.	Type of Work	Project Cost (\$000s)	Prior Years Cost (\$000s)		
Agency Project No	From/Location To/Location	Length (miles)					

MU000053	Medley Gateway Establishment		Provide business and wayfinding signing,	\$50	\$3,637	Activity /Phase	Funding Source	Proposed Funding (in \$000s)				
53		0.0						2020 - 2021	2021 - 2022	2022 - 2023	2023 - 2024	2024 - 2025
						OTHER	UNK	0	0	0	0	0

MU000055	41 St		Corridor Improvements	\$50	\$180	Activity /Phase	Funding Source	Proposed Funding (in \$000s)				
55	Alton Rd Collins Ave	0.0						2020 - 2021	2021 - 2022	2022 - 2023	2023 - 2024	2024 - 2025
						OTHER	UNK	0	0	0	0	0

MU000056	One-waying of South Beach Local Streets		Capacity improvements	\$50	\$330	Activity /Phase	Funding Source	Proposed Funding (in \$000s)				
56		0.0						2020 - 2021	2021 - 2022	2022 - 2023	2023 - 2024	2024 - 2025
						OTHER	UNK	0	0	0	0	0

Yearly Totals	17,891	12,828	14,091	14,582	14,891
5 Year TIP Total					\$74,283